



ROBERTSDALE ELEMENTARY SCHOOL  
TUSSEY MOUNTAIN SCHOOL DISTRICT  
BUILDING REPORT  
2009-2010 SCHOOL YEAR

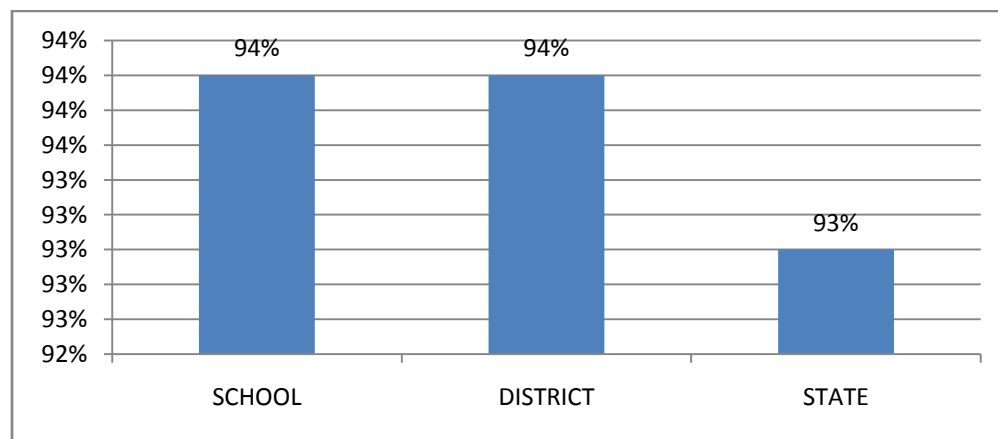
PO Box 37  
South Main Street  
Robertsdale, PA 16674

Principals: Kathy Lazor, Mark Bollman

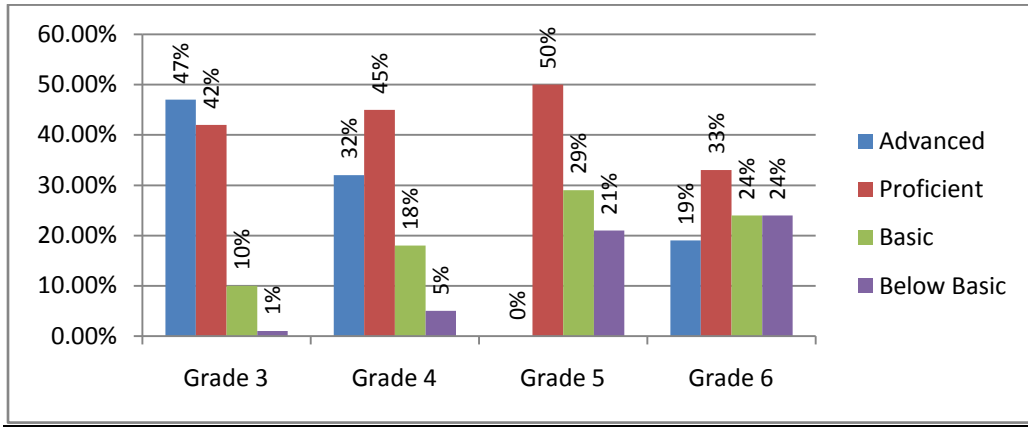
**SCHOOL CONTEXT**

Total Enrollment	141
Number of Instructional Days	180
Percent of Low Income	48%
Number of Professional Staff (all are highly qualified)	9
Number of Support Staff	7

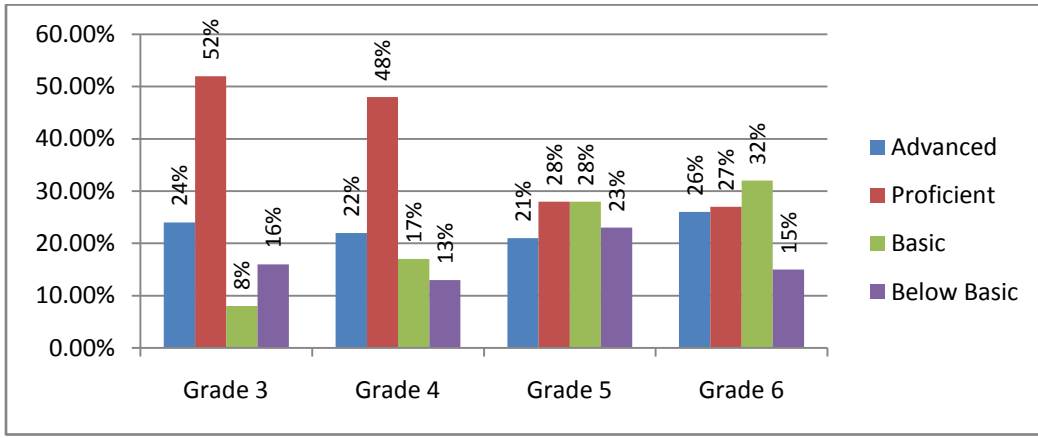
**STUDENT ATTENDANCE RATE 2008-09**



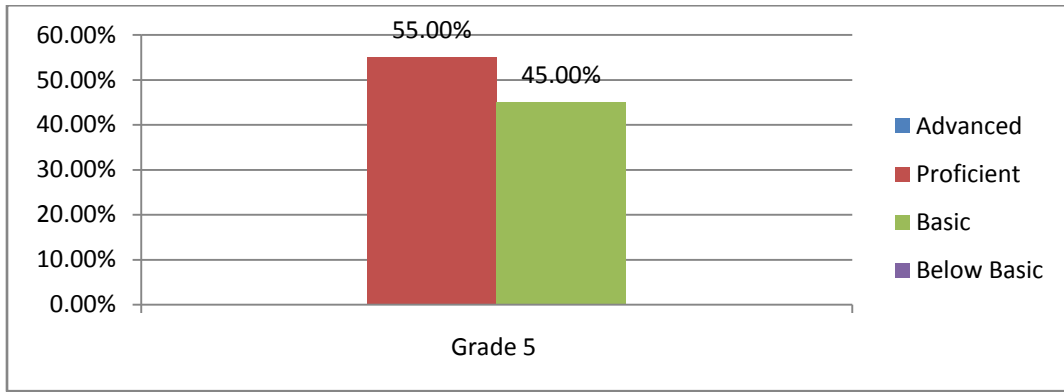
**ASSESSMENT RESULTS 2009 - MATH**



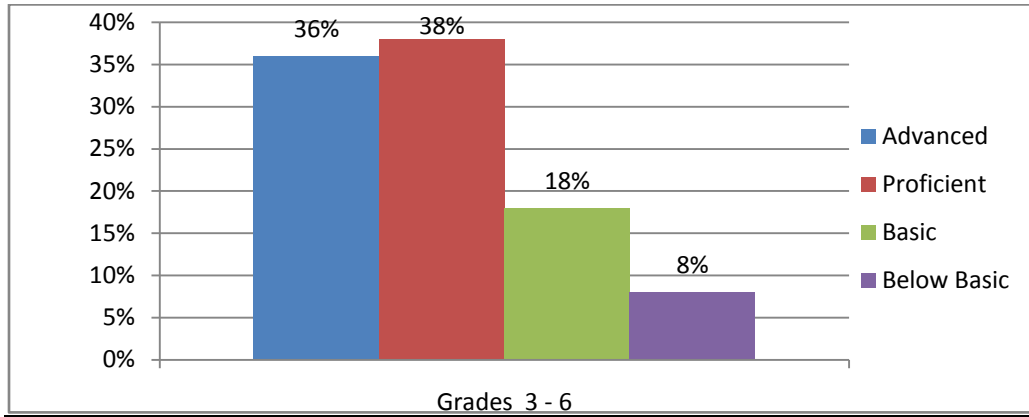
**ASSESSMENT RESULTS 2009 - READING**



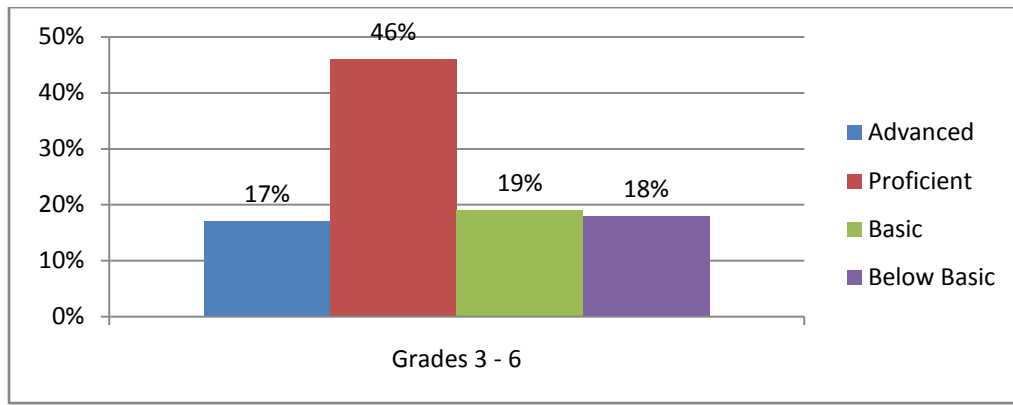
**ASSESSMENT RESULTS 2009 - WRITING**  
**Grade 5 Only**



**ASSESSMENT RESULTS 2008 – MATH**  
**Grades 3 - 6**



**ASSESSMENT RESULTS 2008 – READING**  
**Grades 3 – 6**



The state baseline for adequate yearly progress (AYP) is 64% for reading and 54% for mathematics (2008-09 school year).

PSSA Participation Rate for 2008-09 was 100%.

**DISAGGREGATE DATA**

The state requires each school district and building to disaggregate PSSA test data for specific groups of students (provided the district or building has at least 40 students in each group). These groups are: race, ethnicity, disability status, migrant status, limited English proficiency and economically disadvantaged. Robertsdale does not have any of these groups with 40 or more.